
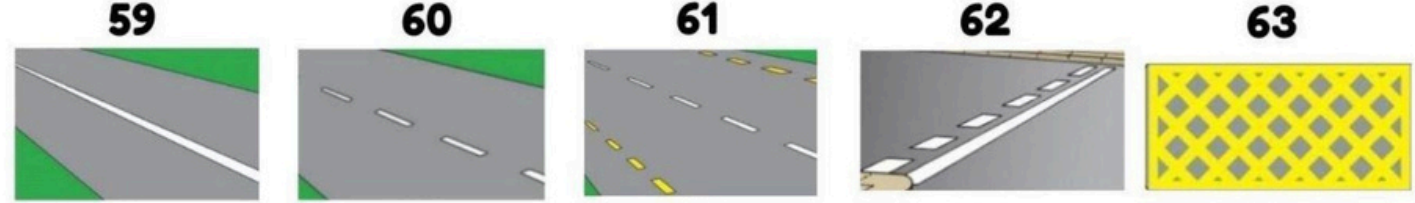



Driving Test Road Signs



Driving Test Road Signs



ANSWERS

The RSA logo consists of the letters 'RSA' in white, sans-serif font, centered within a red square.

- 1.No Entry
- 2.Maximum Axle Weight 4T
- 3.Clearway
- 4.No Straight Ahead
- 5.No Right Turn
- 6.No Left Turn
- 7.No Overtaking
- 8.No Entry For Large Vehicles (3T+)
- 9.Max Speed Limit 60km/h
- 10.Height Restriction
- 11.No U-turn
- 12.Parking Permitted
- 13.No Parking Permitted
- 14.Taxi Rank
- 15.Pedestrianised Street
- 16.Max Speed 50km/h
- 17.Max Gross Weight (7.5T)
- 18.Max Vehicle Length (10.5m)
- 19.Max Vehicle Width (2.5m)
- 20.No Overtaking For 3-axle Vehicles
- 21.No Ridden Or Accompanied Horses
- 22.No Bicycles
- 23.Cul-de-sac
- 24.Entry To Motorway (M7)
- 25.300m Til The Next Exit
- 26.Motorway Ends 500m Ahead
- 27.End Of Motorway
- 28.Pedestrians & Bicycles Only
- 29.Separate Bicycle & Pedestrian Lanes
- 30.Hospital 100m Ahead
- 31.Roadworks Ahead
- 32.End Of Roadworks
- 33.Two-Way Traffic
- 34.One-Lane Crossover (Out)
- 35.One-Lane Crossover (Back)
- 36.End Of Central Reserve/Obstruction
- 37.Start Of Central Reserve/Obstruction
- 38.Road Narrows From Left
- 39.Road Narrows From Right
- 40.Road Narrows On Both Sides
- 41.Uneven Surface
- 42.Loose Chippings
- 43.Nearside Lane (Of Two) Closed
- 44.Flagman Ahead
- 45.Temporary Traffic Signals Ahead
- 46.Two Offside Lanes (Of Four) Closed
- 47.Move To Right (Two Lanes)
- 48.Single Lane (For Shuttle Working)
- 49.Move To Right (One Lane)
- 50.Site Access On Left
- 51.Pedestrians Cross To Left
- 52.Lanes Diverge At Crossover
- 53.Two-Lanes Crossover (Out)
- 54.lanes Rejoin At Crossover
- 55.Two-Lanes Crossover (Back)
- 56.Site Access On Right
- 57.Queues Likely
- 58.Pedestrians Cross To Right
- 59.Drivers must keep left of the continuous white line.
- 60.Drivers must not cross the broken white lines unless it is safe to do so.
- 61.The edge of the carriageway or hard shoulder.
- 62.No Entry
- 63.Traffic must not enter unless they can clear the box junction without stopping, or when turning right.
- 64.Continuous white lines ahead.
- 65.Drivers may not cross the lines to overtake.
- 66.Parking Prohibited
- 67.Parking Prohibited At Times Displayed
- 68.Zebra Crossing

ANSWERS

The RSA logo consists of the letters 'RSA' in white, sans-serif font, centered within a red square.

70. Dangerous Left Corner Ahead
71. Dangerous Left Bend Ahead
72. Series Of Dangerous Corners Ahead
73. Series Of Dangerous Bends Ahead
74. Crossroads Ahead
75. Side Road On The Left Ahead
76. T-Junction
77. Y-Junction
78. Crossroads Ahead With Road Of Less Importance
79. Side Road Of Less Importance On The Left Ahead
80. T-Junction Ahead With Road Of Less Importance To The Right
81. Y-Junction Ahead With Road Of Less Importance To The Right
82. Staggered Crossroads
83. Traffic Cross-over Ahead
84. Roundabout Ahead
85. Crossroads Ahead With Road Of Higher Importance
86. T-Junction Ahead With Road Of Higher Importance
87. Crossroads With Dual-Carriageway
88. T-Junction With Dual-Carriageway
89. Sharp Rise Ahead
90. Sharp Dip Ahead
91. Series Of Bumps Or Hollows Ahead
92. Steep Descent Ahead
93. Steep Ascent Ahead
94. Danger Of Falling Rocks
95. Low Flying Aircraft
96. Slippery Road Ahead
97. School Ahead
98. Road Divides
99. Unguarded Level Crossing Ahead
100. Unprotected Body Of Water Ahead
101. Traffic Signals Ahead
102. Beware Of Sheep
103. Pedestrian Crossing Ahead
104. Two-Way Traffic
105. Dual-Carriageway Ends
106. Level Crossing With Lights & Barriers
107. Merging Traffic
108. Merging & Diverging Traffic
109. Road Narrows From The Left
110. Road Narrows On Both Sides
111. Road Narrows From The Right
112. Overhead Electric Cables
113. Mini-Roundabout Ahead
114. Accompanied Horses & Ponies
115. Beware Of Cattle
116. Beware Of Deer Or Wild Animals
117. Guarded Level Crossing Ahead
118. Children Crossing (Residential)
119. Tunnel Ahead
120. Tram Lane Crossing Ahead
121. Crosswinds
122. Loop Road Ahead
123. Lane Loss
124. Start Of Passing Lane
125. Start Of Climbing Lane
126. Sharp Change Of Direction (Left - Chevron Board)
127. Low Bridge Ahead
128. Sharp Change Of Direction (Right - Chevron Board)
129. Keep Left
130. Keep Right
131. Pass Either Side
132. Keep Straight Ahead
133. Turn Right
134. Turn Left
135. Turn Left Ahead
136. Turn Right Ahead
137. With Flow Bus Lane On Left
138. With Flow Bus Lane On Right
139. Contra-Flow Bus Lane
140. Tram Lane On Right
141. Tram Lane On Left